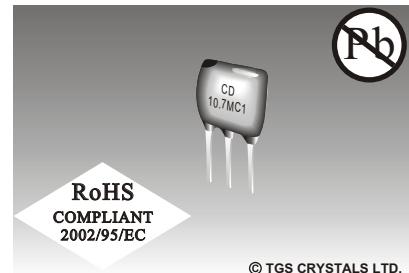


FEATURES

- For various I.C.
- Very Low Profile

APPLICATIONS

- Discriminator For FM
- For Communication



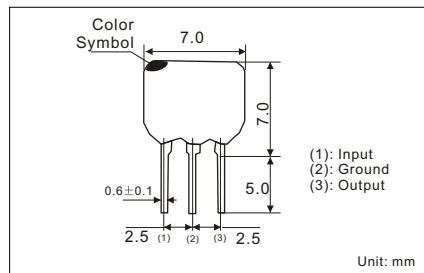
© TGS CRYSTALS LTD.

SPECIFICATION FOR CD10.7M*

Part Number	Demodulation Output at fo (mV)Min.	Distortion Factor at fo(%)Max.	Demodulation 3dB Bandwidth(KHz)(Min.)	Applicable IC	Package
CD10.7MC1	35	1.0	242	CX-2009, CX-20111	AMNO-Pack(A) Bulk (B) Tape/Reel(T)
CD10.7MG3	650	1.0	±150	TA7303P, Ta7130 μ PC1028H, LA1150	
CD10.7MG16	60~90	0.9	300	TA8122AN	
CD10.7MG18	60~90	0.9	300	TA8132N	
CD10.7MG33	45	0.7	250	TA2007	
CD10.7MG80	65	1.0	300	TA2104AFN	
CD10.7MG82	90	0.8	320	TA2099N	
CD10.7MG92	60	1.0	300	TA2132P	
CD10.7MG1	25	1.0	345	CX1019M, CX-20091	

* Specifications Subject to Change Without Notice

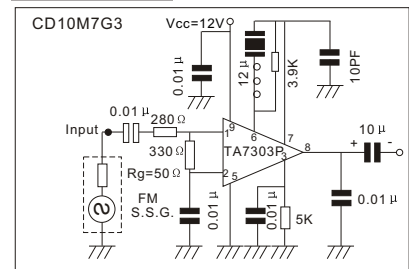
DIMENSIONS



STANDARD RULE

Centre Frequency	Color
D: 10.64MHz±30KHz	Black
B: 10.67MHz±30KHz	Blue
A: 10.70MHz±30KHz	Red
C: 10.73MHz±30KHz	Orange
E: 10.76MHz±30KHz	White

TEST CIRCUIT



PACKAGE

- Standard package in bulk: 500pcs/bag, 10 bags/inner box, 10 box/carton
- Available on T/R & AMNO-Pack - 2000pcs per reel. See page 126 for detail dimensions

PART NUMBER GUIDE

TGS	CD	10.7M	C1	T
Mark	Ceramic Discriminator	Centre Freq.	Grade	Package

e.g. Full P/N.: TGS CD 10.7M C1 T