


FEATURES

- Wide Frequency Range
- Very Low Profile
- Available Package in Tape/Reel & AMNO-Pack

APPLICATIONS

- Communications
- Consumer Electronics



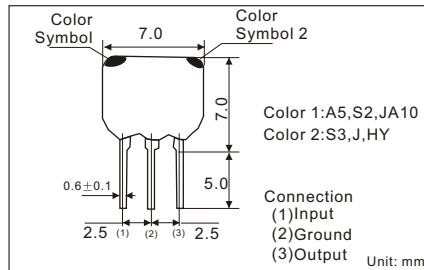
© TGS CRYSTALS LTD.

SPECIFICATION *

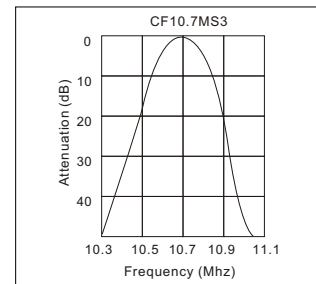
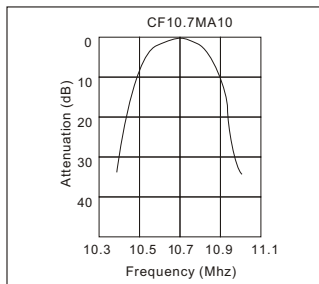
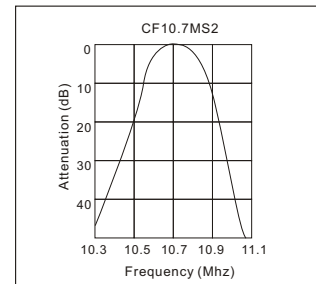
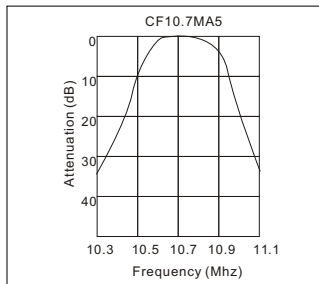
Part Number	3dB Bandwidth (KHz)	20dB Bandwidth (KHz Max.)	Insertion Loss (dB)	Response (9MHz~12MHz) (dB Min.)	Input/Output Impedance	Package
CF10.7MA5	280±50	650	6.0Max.	30	330 Ω	AMNO-Pack(A) Bulk (B) Tape/Reel(T)
CF10.7MS2	230±50	570	6.0Max.	40	330 Ω	
CF10.7MS3	180±40	520	7.0Max.	40	330 Ω	
CF10.7MJ	150±40	400	10.0Max.	38	330 Ω	
CF10.7MA19	350Min.	950	3.0±2.0	20	470 Ω	
CF10.7MA20	330±50	680	4.0±2.0	30	330 Ω	
CF10.7MA5A10	280±50	590	2.5±2.0	30	330 Ω	
CF10.7MS2A10	180±40	520	3.0±2.0	35	330 Ω	
CF10.7MS3A10	150±40	470	3.5±1.5	35	330 Ω	
CF10.7MJA10	150±40	360	4.5±2.0	35	330 Ω	
CF10.7MA8	280±50	650	4.0±2.0	30	330 Ω	
CF10.7MS2G	230±50	570	7.0Max.	40	330 Ω	
CF10.7MS3G	180±40	520	7.0Max.	40	330 Ω	
CF10.7MHY	110±30	350	7.0±2.0	30	330 Ω	
CF10.7MFP	20Min.	95	6.0Max.	24	600 Ω	

* Specifications Subject to Change Without Notice

DIMENSIONS



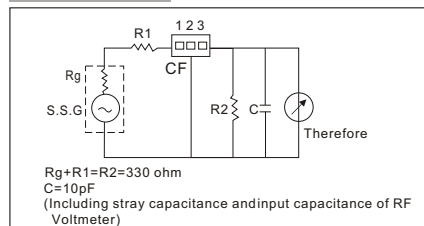
FREQUENCY CHARACTERISTICS



STANDARD RULE

Centre Frequency	Color
D: 10.64MHz±30KHz	Black
B: 10.67MHz±30KHz	Blue
A: 10.70MHz±30KHz	Red
C: 10.73MHz±30KHz	Orange
E: 10.76MHz±30KHz	White

TEST CIRCUIT



PACKAGE

- Standard package in bulk: 500pcs/bag, 10 bags/inner box, 10 box/carton
 - Available on T/R & AMNO-Pack - 2000pcs per reel.
- See page 124 for detail dimensions

PART NUMBER GUIDE

TGS	CF	10.7M	A5	T
Mark	Ceramic Filters	Centre Frequency	Grade	Package

e.g. Full P/N.: TGS CF 10.7M A5 T